


FLEET

TRAILER RENTALS

DRY VAN SEMI TRAILER RENTALS



53" DRY VAN SEMI TRAILER RENTALS

USE:	STANDARDS:	
Retail	Length 53" feet	Door Type:
Manufacturing	Width 96 - 102 inches	Swing door
Construction	Height 13.6 feet	Roller door
Distribution	CAPACITY:	
Warehouse	53 ft Length Max Weight: 45,000 lbs	
Transportation	53 ft Max Pallets: 26 pallets	

48" DRY VAN SEMI TRAILER RENTALS

USE:	STANDARDS:	
Retail	Length 48" feet	Door Type:
Manufacturing	Width 96 - 102 inches	Swing door
Construction	Height 13.6 feet	Roller door
Distribution	CAPACITY:	
Warehouse	53 ft Length Max Weight: 45,000 lbs	
Transportation	53 ft Max Pallets: 26 pallets	

OVERALL INTERIOR REAR DOOR CAPACITY MAX WEIGHT

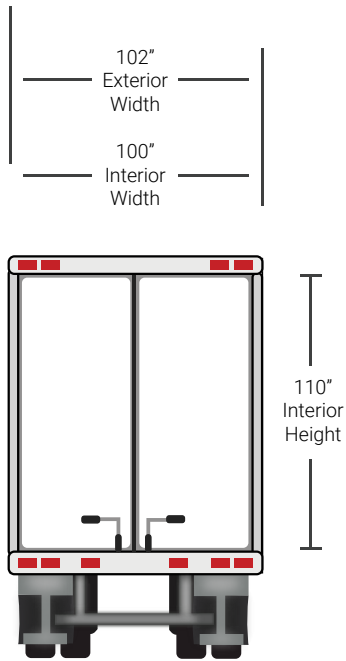
LENGTH	WIDTH	HEIGHT	LENGTH	WIDTH	HEIGHT	WIDTH	HEIGHT		
40 ft	96"	12' 6"	39' 6"	92.5"	94.5"	92"	92"	2,398 cu ft	11,300 lbs
43 ft	96"	13' 0"	41' 6"	92.5"	100.5"	92"	98"	2,711 cu ft	11,900 lbs
48 ft	102"	13' 6"	47' 6"	98.5"	100.6"	98"	100.6"	3,465 cu ft	13,500 lbs
53 ft	102"	13' 6"	47' 6"	98.5"	108"	94"	102"	3,489 cu ft	13,500 lbs

FLEET

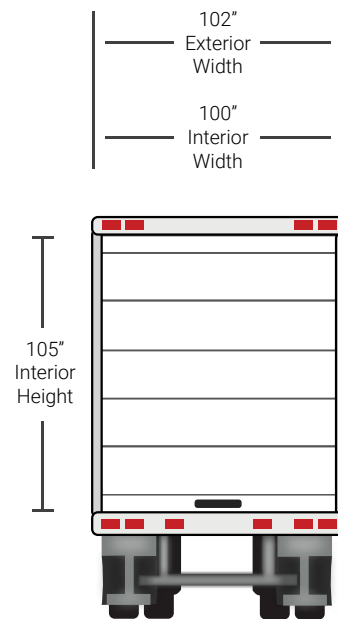
TRAILER RENTALS

DRY VAN SEMI TRAILER RENTALS

SWING DOOR



ROLL DOOR



*Data provided for illustrative purposes only. Actual equipment in use varies by carrier and manufacturer.
This is only a guide and should not be used as a definitive reference for dock planning.*

For more information on rentals contact us at:

🌐 www.fleettrailerrental.com 📞 (913) 441-9393 ✉ info@fleettrailerrental.com